

Static Control Homogeneous Vinyl Floorcovering

IBT Floor ESD Conductive Vinyl Tile



**IBT**<sup>®</sup> Floor



**ESD**  
Conductive

**IBT**<sup>®</sup> Floor

**IBT** Floor  
ESD Conductive

## Description

- Homogeneous resilient vinyl structure guarantees permanent stability on electro-conductive resistance [2.5x10e4 – 1.0x10e6Ω] or stastic dissipative resistance [1.0x10e6 – 9.9x10e8Ω] with IBT Floor’s life’s time guarantee.
- Extruding & pressing production process makes uniformed pattern & color design
- Semi-flexible vinyl tile character provides easy installation and no crack advantage.
- Economical price for general purpose static control floor covering.

## Application

- Electronic industry, semi-conductor industry, telecommunications industry, medical industry & healthcare environment.
- Middle & low class cleanroom, Intelligent Building, Computerized Office system environment.
- Computer room, laboratory, Telephone/mobile phonen switching center, facility control center, places where request static control, dust free, environment friendly environment.
- Raised floor panel topping

## Size (mm) & Structure

Thickness: 2.0 / 3.0

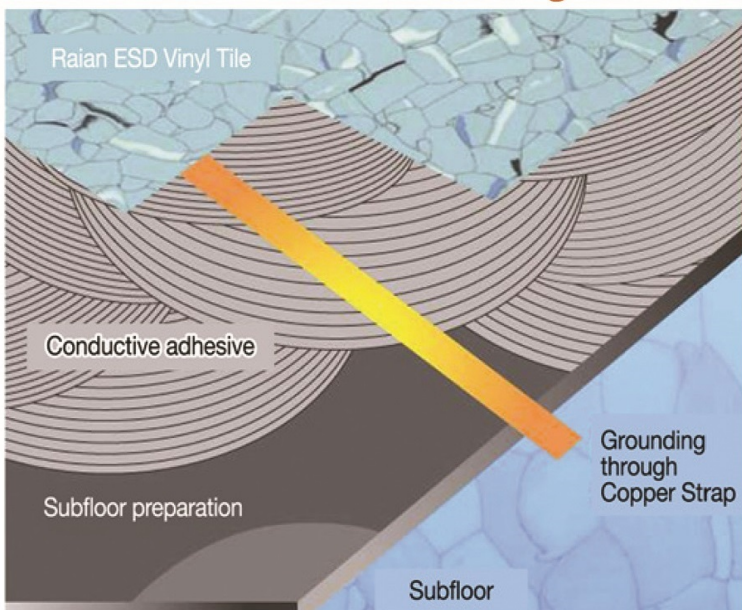
Size: 600 x 600 / 610 x 610



Homogeneous resilient structure




## IBT Floor ESD Covering Structure




## Seam welding bead


- HPR-101 Impata 
- HPR-102 White 
- HPR-103 Sea Mist 
- HPR-104 Norse Blue 
- HPR-105 Green 
- HPR-106 Beige 
- HPR-107 Gray 
- HPR-108 Red 
- HPR-109 Brown 
- HPR-110 Bluestone 




IBT-8638



IBT-8639




IBT-8601



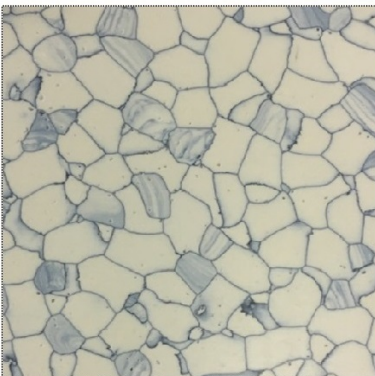
IBT-603



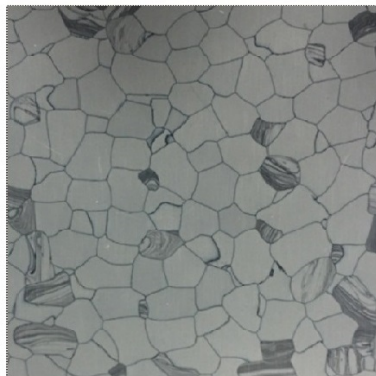
 **Stock** IBT-602




IBT-601



IBT-611



IBT-616



IBT-617

	Specification	Test Standard	Raian			
			Homogeneous ESD Vinyl			
			Prime	Elite Pro	Elite	Econo
<b>FLOOR CLASSIFICATION</b>	Type of Floor covering	EN 649 ASTM F 1700 NFPA Life sfty code 101 NFPA 99 Standard for health care facility	Homogeneous EC / SD Vinyl flooring			
	Floor Classification (Wear rating / Static load resistance)	EN 685	Class 1 - Type A, Solid Vinyl Tile			
	Underwriters Laboratories	UL	Class 1 - Interior Floor Finish			
	Origin		Meets Standard			
	No of Color		Commercial : 34 / Industrial : 43			
	Cleanroom Classification	Federal standard 209 E	Meets the requirements			
	Outgassing : CVC	ASTM E 594	South Korea		China	
		10	22	12	12	
		Meets Class 1 Cleanroom Requirements				
		Low Emission		CVC 2.65%		
<b>PHYSICAL FEATURES</b>	Tile Dimension Size	EN 427 90° Press cutting Bevel cutting	494x494 / 590x590 / 600x600 / 610x610 / 900x900		600x600 / 610x610	
			305x305 / 450x450 / 600x600 / 610x610 / 915x915		500x500	
	Dimensional stability	ASTM F 536 : Size Tolerance (<±0.4 mm / 305 mm)	<±0.4 mm / 305 mm			
		EN 434 / FED STD NO. 501a, M 6211	<0.25%			
	Wear Layer Thickness	ASTM F 540 : Squire tolerance (<0.51 mm / 305 mm)	<0.51 mm / 305 mm			
	Wear Layer Reinforcement / Glossy surface Treatment	EN 429	2.00 mm / 3.00 mm			
	Total thickness	EN 428	Heat Surface Melting coating			
		ASTM F 386 : Thickness Tolerance (±0.13 mm)	2.00 mm / 3.00 mm			
	Weight / m <sup>2</sup>	EN 430	Meets Standard			
	Wear Resistance (Abrasion / Thickness loss)	EN 660-1	2.00 mm : 3.10 kg/m <sup>2</sup> / 3.0 mm : 4.82 kg/m <sup>2</sup>			
		EN 649	<0.15 mm			
		ASTM D 4060 (CS-17 Wheel, 1,000 g, 1,000 cycles)	Group P			
	Hardness	ASTM D 2240 (Type D)	70 mg			
	Residual indentation	EN 433 / Din 51955	67			
		ASTM F 1914 (<8%)	<0.04mm			
Static Load Limit	ASTM F 970	<8%				
Flexibility	ASTM F 137	2.00 mm : 1,500 pound / square inch ; Long team, 3.00 mm : 2,500 pound / square inch : Long team				
Castors wheel test	EN 425	12.7 mm mandrel without crack or breaking				
		No Damage				
<b>ELECTRICAL FEATURE</b>	Electrical resistance	DIN 51953 / EN 1081	EC 5.0 x 10 <sup>4</sup> < R < 10 <sup>4</sup> / SD 10 <sup>4</sup> < R < 10 <sup>4</sup>			
	Static generation	ASTM F 150 / ESD F 7.1 / UL 779	EO 2.5 x 10 <sup>4</sup> ~ 1.0 x 10 <sup>4</sup> / SD 1.0x10 <sup>4</sup> ~ 1.0x10 <sup>9</sup>			
		EN 1815 / DIN 54 345	< 100 Volt		< 100 Volt with ESD Wax	
		AATCC 134	< 100 Volt		< 100 Volt with ESD Wax	
	Static Decay time	Mil B 81705C (5kV to 20V) EN 100015 (CECC 00015) FTM 101 B Method 4046 (<0.5Sec)	< 0.1 Sec		< 0.1 Sec with ESD Wax	
		< 2 Sec		< 2.0 Sec with ESD Wax		
		< 0.01 Sec		< 0.01 Sec with ESD Wax		
<b>FIRE RESISTANCE</b>	Reaction to fire	DIN 4102 / Onorm B3810 / Onorm B3800 BS 476 : Part 7, 1997 prEN 13501-1 prEN ISO9239-1	B1 (difficult to ignite) / Q1 (low smoke development)			
	Critical Radiant Flux	ASTM E 648 / NFPA 253	Class 2			
	Flame Spread	ASTM E 162 / ASTM E 84 / NFPA 225	Class B1, S1			
	Smoke Density	ASTM E 662 / NFPA 258	0.8 kw / m <sup>2</sup>			
	Thermal conductivity	DIN 52612 / NFX 10021	Class 1 (1.08 w / cm <sup>2</sup> )			
	Underfloor heating	DIN 52612	NFPA Class B / UBC Class II (<75)			
		ASTM F 1514 (ΔE < 8 ave., max)	Passed (< 450Dmc)			
			0.309w/m-k			
		Suitable - Max 30°C				
		<ΔE = 8.0				
<b>CHEMICAL RESISTANCE</b>	Chemical Resistance	EN 423 / DIN 51958 ASTM D 543 / ASTM F 925	Excellent ; Test Report available on request			
			Excellent ; Test Report available on request			
<b>SLIP RESISTANCE</b>	Slip Resistance	Wet	DIN 51130 / BGR181 (ZH1 / 571)			
			ADA Requirements			
			prEN 13893			
	Slip Resistance	Dry	EN 13893			
			> 0.6			
			0.89 μ			
			> 0.3			
<b>LIGHT RESISTANCE</b>	Color fastness	EN 20105-B 02	> 6			
		ISO 105 B 02, Met.3 - DIN53389	7			
	Resistance to light	ASTM F 1515 (ΔE < 8 ave., max)	<ΔE = 8			
<b>OTHER PROPERTIES</b>	Impact sound reduction	ISO 717 / 2	4 dB			
	Sound absorption	ISO 140-8 / ISO 717	3 dB			
	Water absorption	ASTM D 570	0.03% water weight gain			
	Ease of Decontamination	DIN 25415-1 / ISO 8690	Excellent			
	Recyclable		Yes			
	Formulation		DOP Free		No Carbon contamination	